









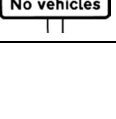

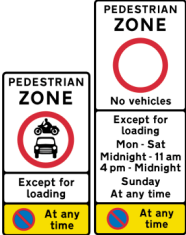








Appendix B – Contravention codes and suffixes for MTC

| Description of traffic sign | Diagram number ¹ | Sign | Contravention code | Suffixes |
|---|-----------------------------|--|---|--|
| Vehicular traffic must proceed in the direction indicated by the arrow | 606 |  | 32 - Failing to drive in the direction shown by the arrow on a blue sign | d = proceeding in the wrong direction |
| Vehicular traffic must turn ahead in the direction indicated by the arrow. | 609 |  | 32 - Failing to drive in the direction shown by the arrow on a blue sign | t = turning in the wrong direction |
| Vehicular traffic must comply with the requirements prescribed in regulation 15. | 610 |  | 32 - Failing to drive in the direction shown by the arrow on a blue sign | p = passing to the wrong side of the sign |
| No right turn for vehicular traffic | 612 |  | 50 – Failing to comply with a sign indicating a prohibited turn | r = no right turn |
| No left turn for vehicular traffic | 613 |  | 50 - Failing to comply with a sign indicating a prohibited turn | l = no left turn |
| No U turns for vehicular traffic | 614 |  | 50 - Failing to comply with a sign indicating a prohibited turn | u = no U turn |
| Priority must be given to vehicles from the opposite direction | 615, 615.1 |   | 37 - Failing to comply with a give way to oncoming vehicles sign | |
| No entry for vehicular traffic N.B. There is a condition attached to this sign which effectively means that it can only be included in this schedule where there is a traffic order to support its use. | 616 |  | 51 - Failing to comply with a no entry sign | |
| All Vehicles prohibited except non – mechanically propelled vehicles being pushed by pedestrians | 617 |   | 52 - Failing to comply with a sign indicating a prohibition on certain types of vehicle | v = all vehicles except non-mechanically propelled ones being pushed |

¹ - This refers to the sign's diagram number in the Traffic Signs Regulations and General Directions 2002

| | | | | |
|--|--------|---|---|---|
| Entry to pedestrian zone restricted (Alternative types) | 618.2 |  | 53 - Failing to comply with a sign indicating a restriction on vehicles entering a pedestrian zone | |
| Entry to and waiting in pedestrian zone restricted (Alternative types) | 618.3 |  | 54 - Failing to comply with a sign indicating a restriction on vehicles entering and waiting in a pedestrian zone | |
| Entry to and waiting in pedestrian zone restricted (Variable message sign) | 618.3A |  | 54 - Failing to comply with a sign indicating a restriction on vehicles entering and waiting in a pedestrian zone | |
| Motor vehicles prohibited | 619 |  | 52 - Failing to comply with a sign indicating a prohibition on certain types of vehicle | m = motor vehicles |
| Motor vehicles except solo motorcycles prohibited | 619.1 |  | 52 - Failing to comply with a sign indicating a prohibition on certain types of vehicle | x = motor vehicles except solo motorcycles |
| Solo motorcycles prohibited | 619.2 |  | 52 - Failing to comply with a sign indicating a prohibition on certain types of vehicle | s = solo motorcycles |
| Goods vehicles exceeding the maximum gross weight indicated on the goods vehicle symbol prohibited | 622.1A |  | 52 - Failing to comply with a sign indicating a prohibition on certain types of vehicle | g = goods vehicles exceeding max gross weight indicated |
| One way traffic | 652 |  | 32 - Failing to drive in the direction shown by the arrow on a blue sign | w = one way traffic |